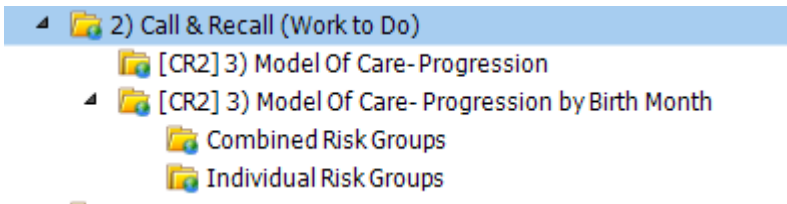




## LTC LCS Search: Call & Recall – Work to do – by Birth Month

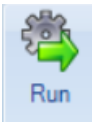
There have been several searches made which help you track and follow patients through each of the stages. These searches now let you to see overall progression and progression by birth month. For the birth month searches you can look by individual or combined risk.



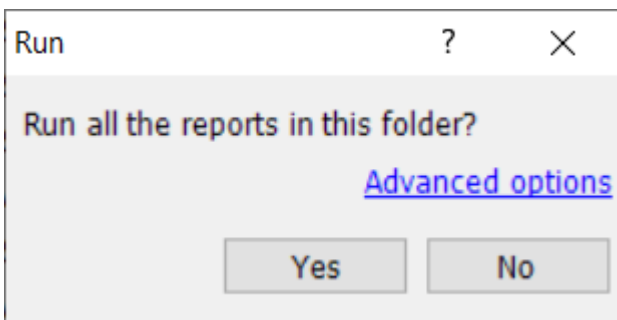
Please note that the searches need to be copied over to your local folder by simply right clicking on the folder click 'copy' and go to your preferred local folder and click paste. Now you should be able to run the searches.

### How to access the folder [CR2] 3) Model of care – progression by birth month:

1. Select the search/folder and click RUN



2. Click **Yes** on the prompt





3. You will be prompted to enter the dates:

Run Parameters

Parameters

MONTH\_OF\_BIRTH

Searches

zLTC LCS Base excluding T1DM- MOB

Parameter settings

MONTH\_OF\_BIRTH is on

The search date

month of October

1 years before the search date

last week

and before

The search date

date of 12-Oct-2023

1 years before the search date

For 12-Oct-2023, this is "On month of October"

Ok Cancel

4. Enter the birth month you wish to look for and click **Ok**.